



PACK UP + *Go*

# *Solo Traveler* Guide



# Table of Contents

- 3 Solo Travel with Pack Up + Go
- 4 Benefits of Solo Travel
- 5 At the Airport
- 6 Hit the Road (Trip)
- 7 Exploring Your Destination
- 9 Packing For Solo Travel
- 10 Staying Safe
- 11 Past Traveler Testimonials
- 12 Traveler Apps

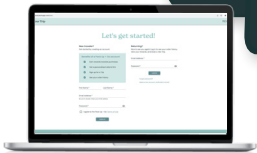


# Solo Travel with Pack Up + Go

Solo travel is a liberating + enlightening experience - it provides a new level of independence to **learn more about who you are, and who you want to be!** There are many unique aspects of traveling solo and we've gathered our best advice, tips, and tricks in this guide so that you're ready for your next Pack Up + Go Solo Trip.

Traveling solo with Pack Up + Go is a breeze! Our **24/7 Traveler Support Team** will be available by phone or email every step of the way.

Let our Travel Planning Team know what you are interested in doing or seeing (dinner reservations, guided tours, and more), and anything you aren't interested in on the **Pre-Trip Survey**. Don't be shy! We want to tailor your trip *just for you*.



## Solo Trip Budgets



**Plane Trips**  
Starting at \$1350



**Road Trips**  
Starting at \$1000



**Outdoors Trips**  
Starting at \$1000



**You Pick Trips**  
Starting at \$1000

Solo Trips are more expensive than multi-traveler Trips because a large portion of the Trip budget is used for the hotel, and a hotel room will cost the same regardless of the number of guests staying in it.

# Benefits of Solo Travel



## Grow your confidence.

There are few confidence boosters like returning from a solo trip, looking back at your time, and thinking, *"I did that! Just me!"*

## No compromises.

You're in charge of your solo trip, so you get to decide **what to do, where to eat, and how to spend your free time.**



## Learn about others.

Traveling solo lets you interact more fully with locals and other travelers. Strike up a conversation - you'll meet people from **all around the world** with the most interesting stories to tell.



## Learn about yourself.

Some things can only be learned through experience. You may discover an **inner strength and resilience** you never knew you had.



## Why travel solo with Pack Up + Go?



**We do the research for you!** Curated recommendations are provided for every trip.



**We book 4 and 5-star accommodations.** Your hotel will be safe, clean, and centrally located.



**We've sent many solo travelers on amazing getaways,** so we know exactly how to plan the perfect solo trip for you.



# At the Airport

## Going Through Security



No liquids, aerosols, or gels **over 3 oz/100 mL** in your carry-on bags.



Pack large electronics like laptops in **easy-to-access spots**.



**Discard or empty water bottles** before going through security.



**Be mindful of your clothing.** Wear slip-on shoes, and try to avoid clothes with metal buttons or snaps.



**Arrive 2 to 2.5 hours early.** Boarding begins 30-60 minutes before, and doors can close up to 30 minutes before your flight.



You can check security wait times through the **TSA mobile app** - more info [here!](#)

### QUICK TIP

If you're not checking luggage, you can skip the check-in counter completely with a mobile boarding pass!

Find more info about online check-in and mobile boarding passes with [Delta](#), [American](#), [United](#), and [Southwest!](#)

**Once you find your gate, take a deep breath and relax!** Wake yourself up with some coffee, have a smoothie, or drink an alcoholic beverage to help soothe any jitters.

# Hit the Road (Trip)

When you're road-tripping solo, you want to know some car care basics, like **how to change a tire and how to check and add oil** - there are plenty of online tutorials that will teach you how! Keep a local tow company's phone number handy, just in case.

## Road Trip Reminders



Make sure your **spare tire** is in good condition; learn how to [here!](#)



**Print instructions** (like [these](#) on how to change a tire!) and keep them in your car.



**Get an emergency roadside kit** to help you accomplish your car care feats.

**Bring snacks!** Road trips are the perfect time to splurge on your favorite treats.

Remember a **good pair of sunglasses** that will protect your eyes and help reduce strain.

Consider a **holder for your cell phone** that you can attach to your windshield or dashboard so you can keep your eyes up while using your GPS or skipping a song.

Don't forget a **portable phone charger, aux cord, and dongle.**

**Download audiobooks or podcasts** for the drive!

Pack Up + Go includes **curated and vetted suggested stops** with every Road Trip!



# Exploring Your Destination

## Restaurants + Bars



**Make a reservation** while you're exploring during the day. Keep an eye out for restaurants that look good, stop in to make a reservation for the evening or look them up online.



**Pack Up + Go can book you dinner reservations!** If you find somewhere else you'd rather eat during your Surprise Trip, you can always cancel.



**Embrace your surroundings.** Ask for a window seat or sit on the patio so you can people-watch and take in your destination. Look through your **Pack Up + Go recommendations** to get a head start on your plan for the next day!

### QUICK TIP #1

Sit at the bar and **ask the bartender** for their best recommendations on where to explore next in your destination!



### QUICK TIP #2

Try a restaurant with a communal seating option: sit at a long table with other singles or small groups and **get to know some locals or fellow travelers!**

# Exploring Your Destination

## Accommodations + Activities



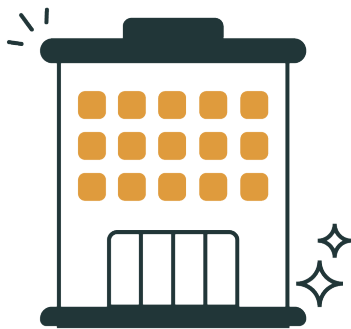
**Plan a few things to do, and set aside time to be spontaneous:** stroll in the park, wander the main square, window shop... take in your destination!



**Book a group tour:** see an attraction a bit out of the city, take a food tour, or cruise the best wine spots in town. You might even befriend other travelers!



Be flexible: **it's okay to make a plan and change your mind later.** This is your solo trip, so do what you want, when you want!



Pack Up + Go books **centrally located hotels for city Trips** so that there's always something to do right in the heart of things - many sights and restaurants will be walkable from your stay. We provide all trips with **a list of our best recommendations**, but you can also ask the concierge for more!

### QUICK TIP #1

While exploring, **offer to take others' pictures** first, and they'll often return the favor without you having to ask.



### QUICK TIP #2

**Find a local free walking tour** - almost every city has one and it'll help you get the lay of the land. Plus, there's almost always another solo traveler doing it too!



# Packing for Solo Travel

## Things to Remember

- Bring a journal** to jot down what you did that day, funny things that happened, whatever you want so that you'll always be able to look back on your Trip!



- Be mindful of your valuables**, like expensive jewelry and electronics. If your hotel room has a safe, use it when leaving the room.

- Pack light** so you can travel with ease. Packing cubes and compression bags are perfect for staying organized and making good use of space.

- Bring a charger** for your phone and/or camera so you never run out of juice.



- Consider a selfie stick or a portable tripod** for your phone or camera. Sometimes there won't be someone around to take a picture for you, or you might not want to rely on the photography skills of a stranger to get the perfect shot.

- Carry a reusable water bottle!** It's good for you, good for the planet, and you can carry it empty through airport security, then fill it up later.



- Bring a book** that you have been meaning to read so you always have an activity to fill your time.

# Staying Safe

## Carrying Valuables



If you carry a bag, choose a **crossbody style** that can't be grabbed off your shoulder. Always keep it zipped and towards your front.



Keep valuables out of your back pockets.

## Location, Location, Location



Before you depart for your Solo Trip, let someone know **which city and hotel you're going to and when you'll back**. Consider sharing your location on your phone with a friend or family member.



**Always be aware of your surroundings.** It can be tempting to put on headphones when walking around town, but it's better to stay alert and present.

## Personal Documents



**Scan copies of your IDs, insurance cards, etc.,** and save them to your phone and email in case they get lost or misplaced.



If you have more than one credit/debit card, **leave one hidden** in your luggage or the safe at your hotel in case you lose one.

# Pack Up + Go

## Solo Traveler Testimonials

### Glory went solo to Philadelphia, PA

**I absolutely loved my experience with Pack Up + Go!** It was a lot of fun telling my friends that I was going on vacation but unsure where. Everyone was fascinated by the concept, and if I'm honest, I was a bit terrified. The hint email I received the week before gave the perfect amount of information to start mentally packing, and guessing where I was going was a lot of fun. **The location was amazing.** I do not think I would have selected that as a travel destination on my own, and I was really impressed with how much the city had to offer. **I LOVED not having to think, "oh, I need to figure out what to do next."** I referenced the folder of information the entire time, and they were on point with every place I visited. **I was extremely impressed with the service, time, and work that Pack Up + Go put into planning my solo vacation.** I cannot wait to book with them again soon!



### Ellen went solo to San Diego, CA



**I loved this experience so much, I have already recommended to everyone I know, and 10/10 booking with Pack Up + Go again!** Every recommendation they made for me was on point with my preferences. So thoughtful, even had champagne and dessert sent up to room to help celebrate my birthday! **This group definitely does their research.** I was so impressed with every step of this trip I want to do it again!

# Testimonials + Traveler Apps

## Mishanda went solo to Austin, TX



I loved my Pack Up + Go trip! It was a great experience. **Pack Up + Go planned great activities and their agenda/itinerary was spot on.** They planned all the things I liked and I felt like **they really listened to me and took into consideration my interests.**



### Apps for Solo Travelers

**Tripcoin (iOS only) or TravelSpend (iOS | Android)** - Organize your travel budget and keep track of your spending! Free, additional features for a fee

**Waze (iOS | Android)** - Get live updates on traffic, construction, police, crashes, and more. Free

**Moovit (iOS | Android)** - Find info on local public transportation and get good routes to your destination. Free, additional features for a fee

**Meetup (iOS | Android) or Travello (iOS | Android)** - Find local events by category to socialize with like-minded locals and/or other travelers. Free, additional features for a fee

**Flush (iOS | Android)** - Find the nearest public restroom. Free

**Noonlight (iOS | Android)** - If you feel uneasy, open the app and press a button on the screen until you feel safe again. Release the button to call the police to your location unless you enter a predetermined code. Free, additional features for a fee

# We can't wait to send you somewhere soon!

Have a question? We'd love to chat!

**Contact us:**



412.448.2700



hello@packupgo.com

